

# Gravitational waves from known pulsars: results from the initial detector era

M. Bejger (Copernicus Center, Warsaw),  
for the LIGO Scientific Collaboration  
and the Virgo Collaboration

arXiv:1309.4027



Virgo Week, 18.11.13

- ★ Mechanism of GW emission & spin-down limit,
- ★ Description of the VSR2/VSR4/S6 search,  
→ [arXiv:1309.4027](https://arxiv.org/abs/1309.4027) (submitted to the ApJ),
- ★ Results & highlights.

# Continuous GWs from rotating neutron stars

## Time-varying quadrupole moment needed:


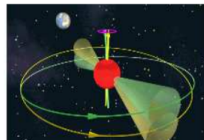
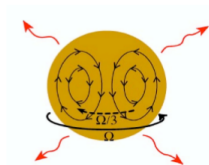
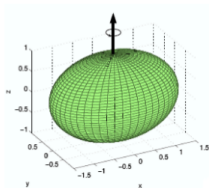
- ★ Mountains (supported by elastic and/or magnetic stresses in the NS crust and/or core),
- ★ Oscillations (r-modes)
- ★ Free precession,
- ★ Accretion from the companion (deformations, thermal gradients, magnetic fields).

## Main characteristics of such GWs:

- ★ periodic,  $f_{\text{GW}} \propto f_{\text{rot}}$ ,
- ★ long-lived,  $T > T_{\text{obs}}$ .

Usually-assumed model of a triaxial rotating star, emitting continuous GWs

→ 4 parameters:  $h_0$ ,  $\phi_0$ ,  $\iota$  and  $\psi$ .



## Estimated GW amplitude

Using the quadrupole formula, the GW amplitude is estimated as follows:

$$h_0 = \frac{16\pi^2 G}{c^4} \frac{I \epsilon f^2}{d}$$
$$= 4 \times 10^{-25} \left( \frac{\epsilon}{10^{-6}} \right) \left( \frac{I}{10^{45} \text{ g cm}^2} \right) \left( \frac{f}{100 \text{ Hz}} \right)^2 \left( \frac{100 \text{ pc}}{d} \right)$$

where  $\epsilon = (I_1 - I_2)/I$ ,  $I$  - moment of inertia along the principal axis of its tensor,  $d$  - distance

### Theoretical predictions for maximal possible deformations:

- ★ "Normal matter",  $\epsilon \leq 10^{-6} - 10^{-7}$   
(Ushomirsky, Cutler & Bildsten 2000, Johnson-McDaniel & Owen 2012)
- ★ Quark matter,  $\epsilon \leq 10^{-4} - 10^{-5}$   
(Owen 2005, Johnson-McDaniel & Owen 2012)

### Related quantity, $m = I = 2$ mass quadrupole moment:

- ★  $Q_{22} \propto I \epsilon$

## Spin-down limit for known pulsars

Limit on  $h_0$ , assuming that all rotational energy is lost in GWs:

- ★ Change of rotational energy:  $E_{\text{rot}} = 2\pi^2 I f^2$ ,  $\dot{E}_{\text{rot}} \propto I f \dot{f}$
- ★ GW luminosity:  $\dot{E}_{\text{GW}} \propto \epsilon^2 f^6$

$$\begin{aligned}\dot{E}_{\text{GW}} = \dot{E}_{\text{rot}} &\rightarrow h_{\text{sd}} = \frac{1}{d} \sqrt{\frac{5GI}{2c^3} \frac{|\dot{f}|}{f}} = \\ &= 8 \times 10^{-24} \sqrt{\left(\frac{I}{10^{45} \text{ g cm}^2}\right) \left(\frac{|\dot{f}|}{10^{-10} \text{ Hz/s}}\right) \left(\frac{100 \text{ Hz}}{f}\right) \left(\frac{100 \text{ pc}}{d}\right)}.\end{aligned}$$

$h_0 \leq h_{\text{sd}} \rightarrow$  **upper limit on the deformation  $\epsilon$ :**

$$\epsilon_{\text{sd}} = 2 \times 10^{-5} \sqrt{\left(\frac{10^{45} \text{ g cm}^2}{I}\right) \left(\frac{100 \text{ Hz}}{f}\right)^5 \left(\frac{|\dot{f}|}{10^{-10} \text{ Hz/s}}\right)}.$$

or

$$\epsilon_{\text{sd}} = 0.2 \left(\frac{h_{\text{sd}}}{10^{-24}}\right) f^{-2} I_{45}^{-1} d_{\text{kpc}}$$

Three semi-independent methods were used to analyze the signal:

One using the frequency-domain data, Short Fourier Transform Database (SFTD):

- ★ (Astone et al., 2010),  $5n$ -vector method: matched filter on the  $+$  and  $\times$  signal Fourier components at 5 frequencies of the signal and phase modulation  $\rightarrow$  detection statistics,

Two using time-domain heterodyned data:

- ★ (Dupois & Woan 2005) Bayesian parameter estimation,  
 $\rightarrow$  Previous results (S5) used as priors
- ★ (Jaranowski & Królak 2010) Matched filter maximum-likelihood F/G-statistic.

In case of no detection, all three methods produce upper limits on the GW amplitude (here, 95% credibility/confidence values)

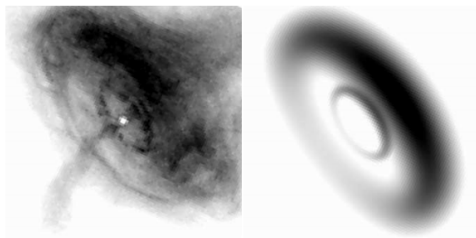
## Previous known-pulsar searches

- ★ **S5 Crab pulsar search** ([ApJ Lett., 683, L45, 2008](#))  
8 months of LIGO (H1, H2 and L1) data used to search for the Crab.  
**Beat the spin-down limit.** Two methods used:
  - ★ Coherent, single phase template Bayesian time domain method,
  - ★ F-statistic based "fuzzy" (or directed) search covering a small  $f$ ,  $\dot{f}$  and  $\ddot{f}$  range.
- ★ **S5 multi-source search** ([ApJ, 713, 671, 2010](#))  
All LIGO S5 data used to search for 116 pulsars with the coherent Bayesian time domain method (allowing for small errors in the phase model based on radio fit uncertainties)
- ★ **VSR2 Vela pulsar search** ([ApJ, 737, 93, 2011](#))  
Virgo VSR2 data used to search for Vela pulsar. **Beat the spin-down limit.** Three independent methods used:
  - ★ Glasgow Bayesian time domain method ([PRD, 72, 102002, 2005](#))
  - ★ Polgrov F and G-statistic method ([CQG, 27, 194015, 2010](#))
  - ★ Rome group 5-vector frequency domain method ([CQG, 27, 194016, 2010](#))

## Collaboration with the EM pulsar community

### Timing input from many EM facilities:

- ★ Robert C. Byrd Green Bank Radio Telescope,
- ★ Lovell Radio Telescope at Jodrell Bank,
- ★ Parkes radio telescope,
- ★ 15 m XDM Telescope at Hartebeesthoek,
- ★ Nançay Decimetric Radio Telescope,
- ★ Giant Metrewave Radio Telescope,
- ★ Rossi X-ray Timing Explorer,
- ★ Fermi Gamma-ray Space Telescope.



The inclination angle  $\iota$  and polarisation angle  $\psi$ , from the pulsar wind nebula X-ray observation & torus fitting (Ng & Romani, *Ap. J.*, 601, 479, 2004, Ng & Romani, *Ap. J.*, 673, 411, 2008)

IMPLIED ORIENTATIONS OF PULSARS FROM THEIR PULSAR WIND NEBULAE OBSERVATIONS (NG & ROMANI 2004, 2008).

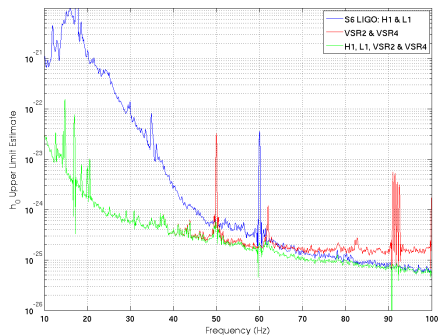
Pulsar	$\iota$	$\psi$
J0534+2200 (Crab pulsar)	$62^\circ.2 \pm 1^\circ.9$	$35^\circ.2 \pm 1^\circ.5$
J0537-6910	$92^\circ.8 \pm 0^\circ.9$	$41^\circ.0 \pm 2^\circ.2$
J0835-4510 (Vela pulsar)	$63^\circ.6 \pm 0^\circ.6$	$40^\circ.6 \pm 0^\circ.1$
J1833-1034	$85^\circ.4 \pm 0^\circ.3$	$45^\circ \pm 1^\circ$
J1952+3252 <sup>†</sup>	...	$-11^\circ.5 \pm 8^\circ.6$



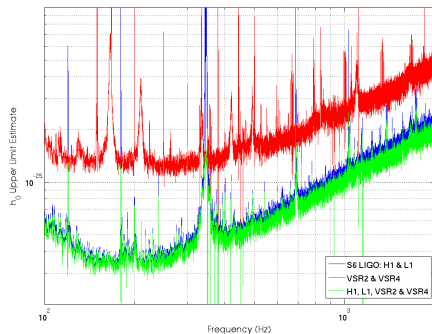
- ★ Search for pulsars with  $f_{rot} > 10$  Hz ( $f_{gw} > 20$  Hz), currently 368 such pulsars listed in the ATNF pulsar catalogue.
- ★ We report of 195 pulsars, 73 not studied previously.
  - ★ 64 in globular clusters (32 in Ter 5 and 18 in 47 Tuc)
  - ★ 101 in binary systems
  - ★ 5 glitching pulsars (four glitches in J0537-6910, one in Vela, one in J1813-1246, one in J1833-1034 and one in J1952+3252)
- ★ 11 of the S5 targets and another 5 from S3/S4 *not included (no good timing solutions)*.

## Current search: data used

All LIGO S6 (H1 and L1) data and all Virgo VSR2 and VSR4 data was used.



$f < 100$  Hz



$f > 100$  Hz

Estimated sensitivity for a joint VSR2 & VSR4 analysis, a LIGO S6 analysis, and a joint VSR2, VSR4 & S6 analysis.

Upper limits for 7 pulsars lie within the factor of 4 of the canonical spin-down limit:

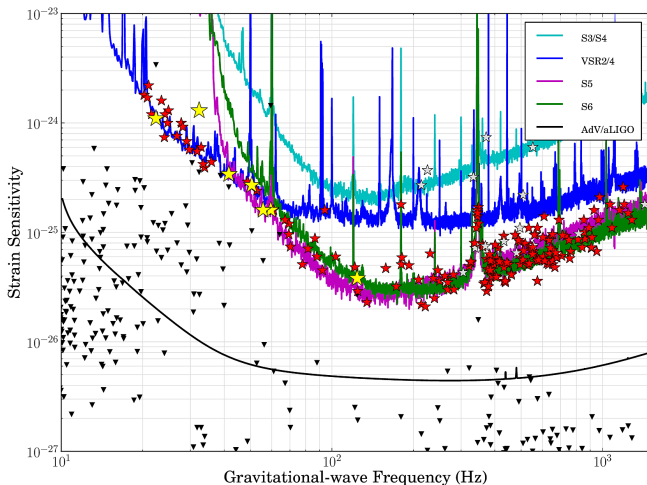
- ★ Only Crab and Vela pulsar results beat the spin-down limit, now constrain 1% and 10% (*previous studies: 6% and 45%*) of their respective spin-down power being emitted via gravitational waves,
- ★ Another 5 within a factor of 4 of the spin-down limit, but
  - ★ moment of inertia uncertain within the range of  $I \simeq 1 - 3 \times 10^{45} \text{ g cm}^2$  (factor  $\sqrt{3}$  in  $h_{sd}$ ),
  - ★ distances generally have 20% uncertainty, but can be uncertain by a factor of two.

# Results

UPPER LIMITS FOR THE HIGH INTEREST PULSARS. LIMITS WITH CONSTRAINED ORIENTATIONS ARE GIVEN IN PARENTHESES.

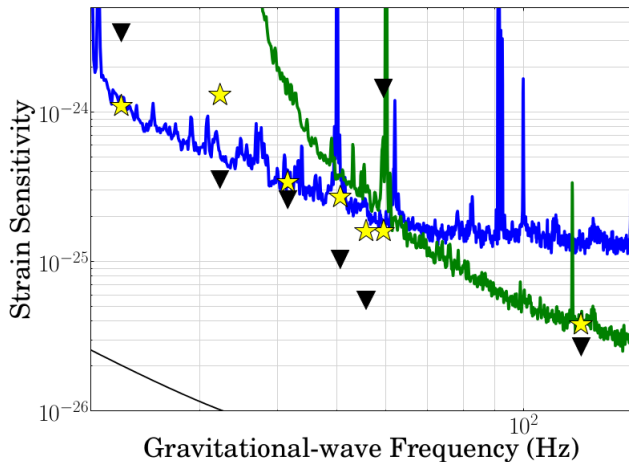
Analysis	$h_0^{95\%}$	$\varepsilon$	$Q_{22}$ (kg m <sup>2</sup> )	$h_0^{95\%}/h_0^{\text{sd}}$	$\dot{E}_{\text{gw}}/\dot{E}$ %
J0534+2200 (Crab)					
Bayesian	$1.6 (1.4) \times 10^{-25}$	$8.6 (7.5) \times 10^{-5}$	$6.6 (5.8) \times 10^{33}$	0.11 (0.10)	1.2 (1.0)
$\mathcal{F}/\mathcal{G}$ -statistic	$2.3 (1.8) \times 10^{-25}$	$12.3 (9.6) \times 10^{-5}$	$11.6 (7.4) \times 10^{33}$	0.16 (0.13)	2.6 (1.7)
5n-vector	$1.8 (1.6) \times 10^{-25}$	$9.7 (8.6) \times 10^{-5}$	$7.4 (6.6) \times 10^{33}$	0.12 (0.11)	1.4 (1.2)
J0537-6910					
Bayesian	$3.8 (4.4) \times 10^{-26}$	$1.2 (1.4) \times 10^{-4}$	$0.9 (1.0) \times 10^{34}$	1.4 (1.7)	200 (290)
$\mathcal{F}/\mathcal{G}$ -statistic	$1.1 (1.0) \times 10^{-25}$	$3.4 (3.1) \times 10^{-4}$	$2.6 (2.4) \times 10^{34}$	4.1 (3.9)	1700 (1500)
5n-vector	$4.5 (6.7) \times 10^{-26}$	$1.4 (2.1) \times 10^{-4}$	$1.1 (1.6) \times 10^{34}$	1.6 (2.4)	260 (580)
J0835-4510 (Vela)					
Bayesian	$1.1 (1.0) \times 10^{-24}$	$6.0 (5.5) \times 10^{-4}$	$4.7 (4.2) \times 10^{34}$	0.33 (0.30)	11 (9.0)
$\mathcal{F}/\mathcal{G}$ -statistic	$4.2 (9.0) \times 10^{-25}$	$2.3 (4.9) \times 10^{-4}$	$1.8 (3.8) \times 10^{34}$	0.13 (0.27)	1.7 (7.3)
5n-vector	$1.1 (1.1) \times 10^{-24}$	$6.0 (6.0) \times 10^{-4}$	$4.7 (4.7) \times 10^{34}$	0.33 (0.33)	11 (11)
J1813-1246					
Bayesian	$3.4 \times 10^{-25}$	$3.5 \times 10^{-4}$	$2.7 \times 10^{34}$	1.3	170
$\mathcal{F}/\mathcal{G}$ -statistic	$7.1 \times 10^{-25}$	$7.4 \times 10^{-4}$	$5.7 \times 10^{34}$	2.7	730
5n-vector	$4.8 \times 10^{-25}$	$4.9 \times 10^{-4}$	$3.8 \times 10^{34}$	1.8	320
J1833-1034					
Bayesian	$1.3 (1.4) \times 10^{-24}$	$5.7 (6.1) \times 10^{-3}$	$4.4 (4.7) \times 10^{35}$	4.3 (4.6)	1800 (2100)
$\mathcal{F}/\mathcal{G}$ -statistic	$1.2 (1.2) \times 10^{-24}$	$5.2 (5.2) \times 10^{-3}$	$4.0 (4.0) \times 10^{35}$	3.9 (3.9)	1500 (1500)
5n-vector	$1.4 (2.0) \times 10^{-24}$	$6.1 (8.7) \times 10^{-3}$	$4.7 (6.7) \times 10^{35}$	4.6 (6.6)	2100 (4400)

# Results



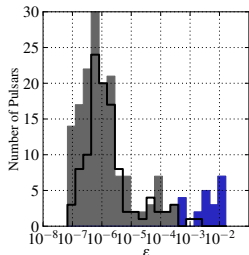
★: 95% upper limits on the gravitational wave strain amplitude for 195 pulsars using data from the LIGO S3-S6, and Virgo VSR2 and VSR4 runs (LIGO S3-S5 shown as gray stars). The ▼'s show the spin-down limit estimates from EM observations.

## Results

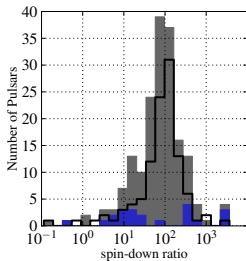


\*: 95% upper limits on the gravitational wave strain amplitude for 195 pulsars using data from the LIGO S3-S6, and Virgo VSR2 and VSR4 runs (LIGO S3-S5 shown as gray stars). The  $\blacktriangledown$ 's show the spin-down limit estimates from EM observations. (*outlier at 32 Hz is J833-1034, VSR2 data only*)

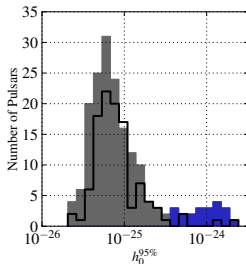
# Results



Histograms of the upper limits in terms of stars' ellipticities.



Upper limits in terms the ratio of the observed upper limit to the spin-down limit.



Upper limits in terms the gravitational wave strain  $h_0$ .

The filled grey histogram shows the results of S6/VSR2/VSR4 data, the filled blue histogram shows the result for several pulsars that just used Virgo VSR2 and VSR4 data, and the black line shows results using LIGO S5 data.

→ low-frequency young pulsars (Virgo only data) have the highest amplitude limits, but they have an approximately uniform spread in spin-down limit ratios (due to their high spin-down luminosities)

## Summary & outlook

- ★ The largest set of pulsars - 195 with the data from the Initial Era,
- $h_0$  upper limits for continuous waves in the broad range of frequencies,
- ★ 7 pulsars within the factor 4 of the spin-down limit (Crab & Vela below, 1% and 10% of the spin-down energy), several other within the factor of 10,
- 19 new pulsars studied using the Virgo data alone,
- ★ Good collaboration with EM astronomers (ephemerids),
- ★ Pipelines with more realistic models (e.g., GWs at  $1f/2f$ , EM/GW offset) designed and tested for the Advanced Era.