

CNRS  
*Centre National de la Recherche Scientifique*

INFN  
*Istituto Nazionale di Fisica Nucleare*



## Alignment accuracy requirements for Advanced Virgo

VIR-247A-10

Maddalena Mantovani<sup>1</sup>, Gabriele Vajente<sup>2</sup>

<sup>1</sup> *INFN sezione di Pisa and Siena University*

<sup>2</sup> *INFN sezione di Pisa and Pisa University*

*Issue:* 1

*Date:* April 19, 2010

VIRGO \* A joint CNRS-INFN Project  
Via E. Amaldi, I-56021 S. Stefano a Macerata - Cascina (Pisa)  
Secretariat: Telephone (39) 050 752 521 \* FAX (39) 050 752 550 \* Email W3@virgo.infn.it

## Contents

<b>1</b>	<b>Alignment requirements</b>	<b>1</b>
<b>A</b>	<b>Marginally stable recycling cavities</b>	<b>2</b>
<b>B</b>	<b>Non-degenerate recycling cavities</b>	<b>3</b>

## 1 Alignment requirements

This notes describes a first set of angular control accuracy requirements for each mirror in Advanced Virgo, both in the MSRC and NDRC configurations. The results are obtained using modal simulations [1]. The basis principle is to consider the maximum acceptable fluctuation of carrier and sideband powers inside the ITF due to alignment residual RMS motion. During VSR2 the typical power fluctuations were of the order of  $10^{-2}$ . It seems reasonable to require power fluctuations to be 10 times lower in Advanced Virgo, meaning of the order of  $10^{-3}$ .

In the simulation static misalignment of single mirrors are introduced and the power levels inside power recycling and arm cavities are computed. The static mis-alignment that changes powers at the  $10^{-3}$  level is used as requirement.

In the power recycling case the carrier and first sideband is considered. In the signal recycling case the second sidebands are considered.

In the signal recycling case another requirement is added concerning the sensitivity. The shot-noise limited sensitivity is computed at 100, 300 and 1000 Hz with the baseline SRC detuning. It is required to change less than 1%.

In all simulations longitudinal tunings are optimized as explained in [2].

The parameters used for arm cavities are those of the Advanced Virgo baseline [3]. The NDRC recycling cavity design comes from one of the latest J. Marque's talks [4].

Plots are shown in appendix and results are summarized in tab. 1.

Mirror	MSRC	NDRC
PRM1	10	1500
PRM2		300
PRM3		30
Arm input	1	3
Arm end	1	3
SRM1	100	1000
SRM2		800
SRM3		50

Table 1: Maximum residual RMS motions (in nrad) of single mirrors in Advanced Virgo to have power fluctuations smaller than  $10^{-3}$  and sensitivity fluctuations smaller than  $10^{-2}$ .

## A Marginally stable recycling cavities

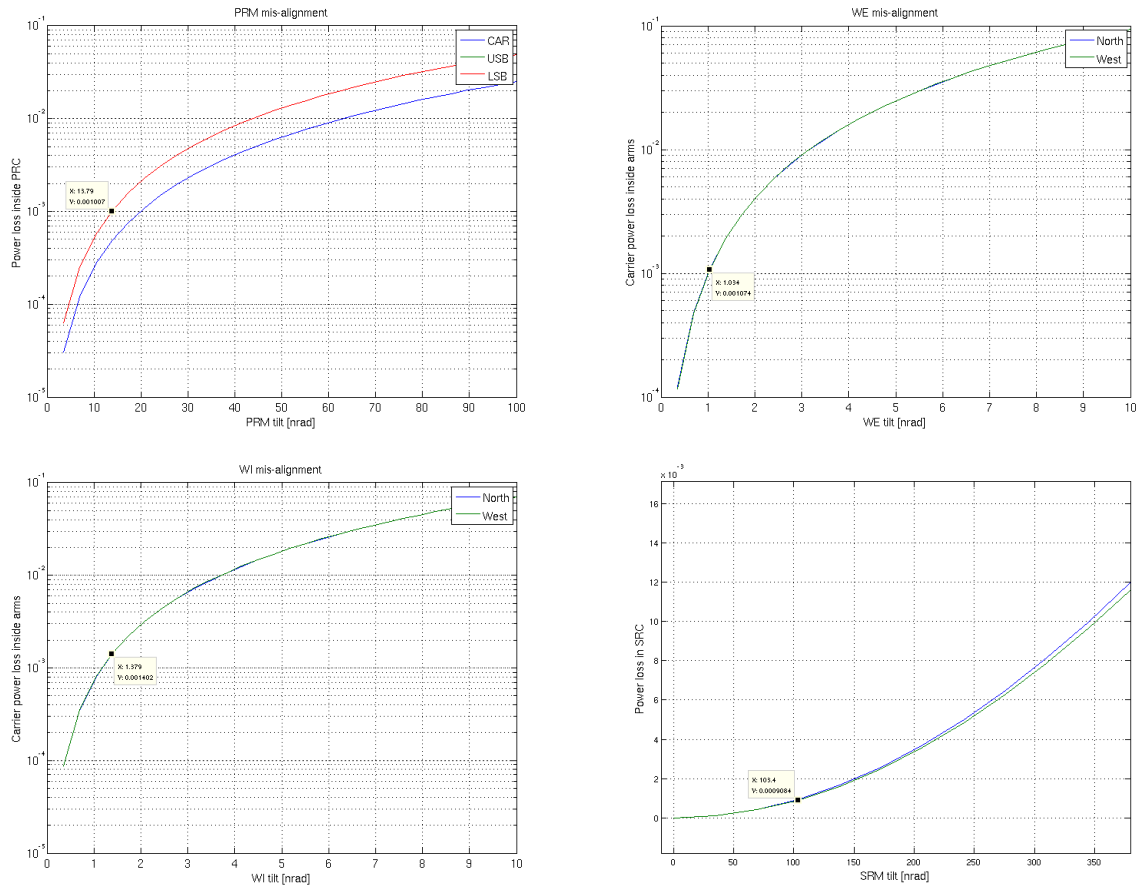


Figure 1: Relative power change due to mirror mis-alignments in MSRC.

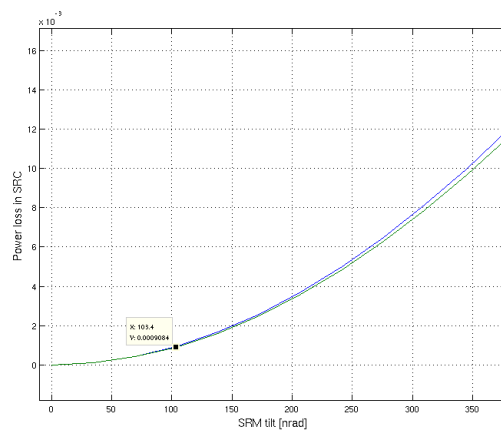


Figure 2: Shot-noise limited sensitivity change due to SRM mis-alignment in MSRC.

## B Non-degenerate recycling cavities

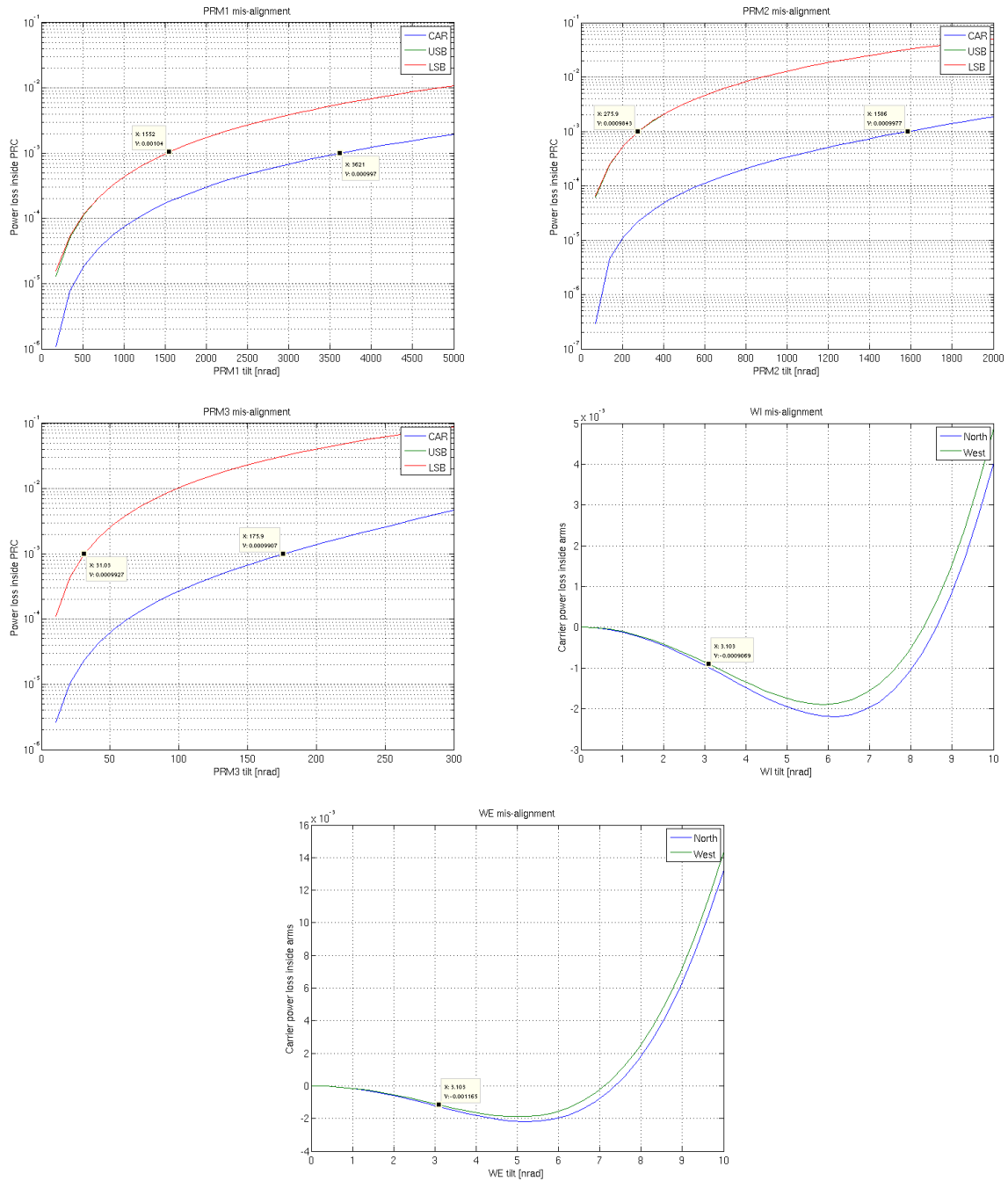


Figure 3: Relative power change due to mirror mis-alignments in NDRC.

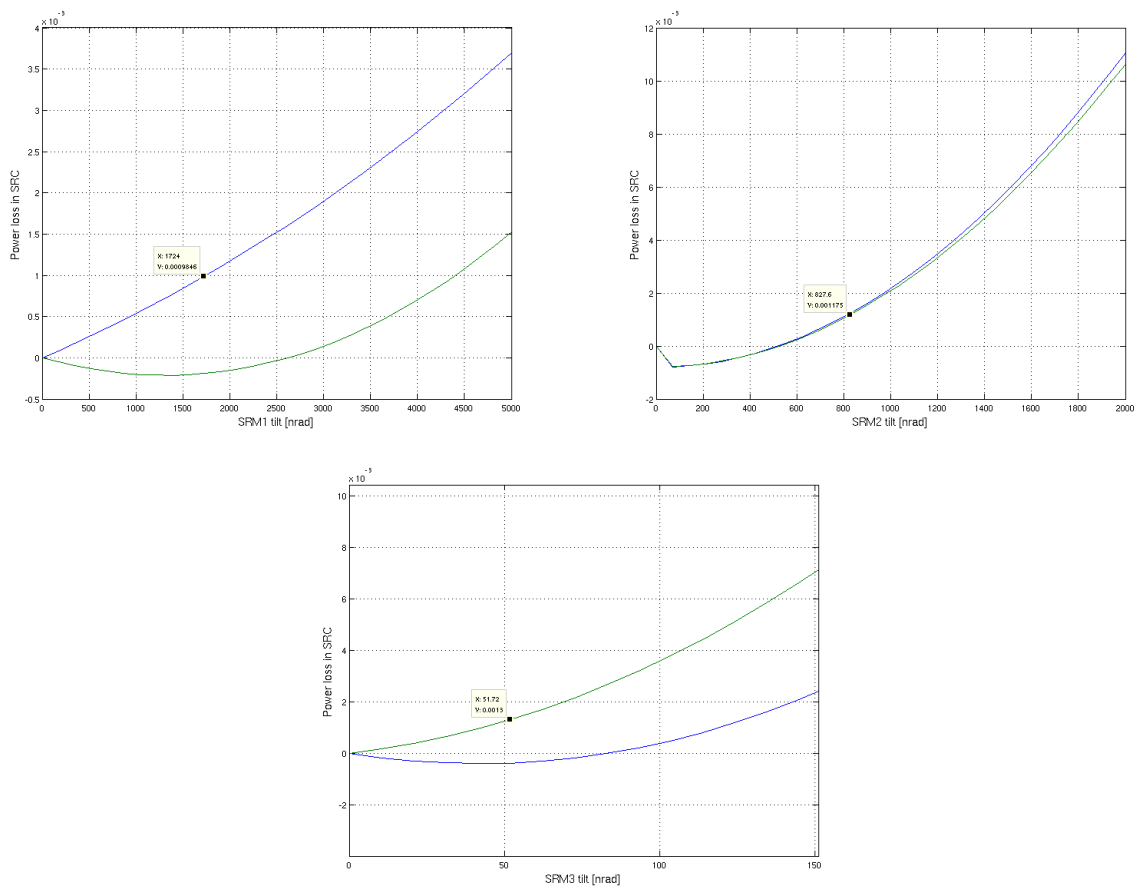


Figure 4: Relative power change due to mirror mis-alignments in NDRC.

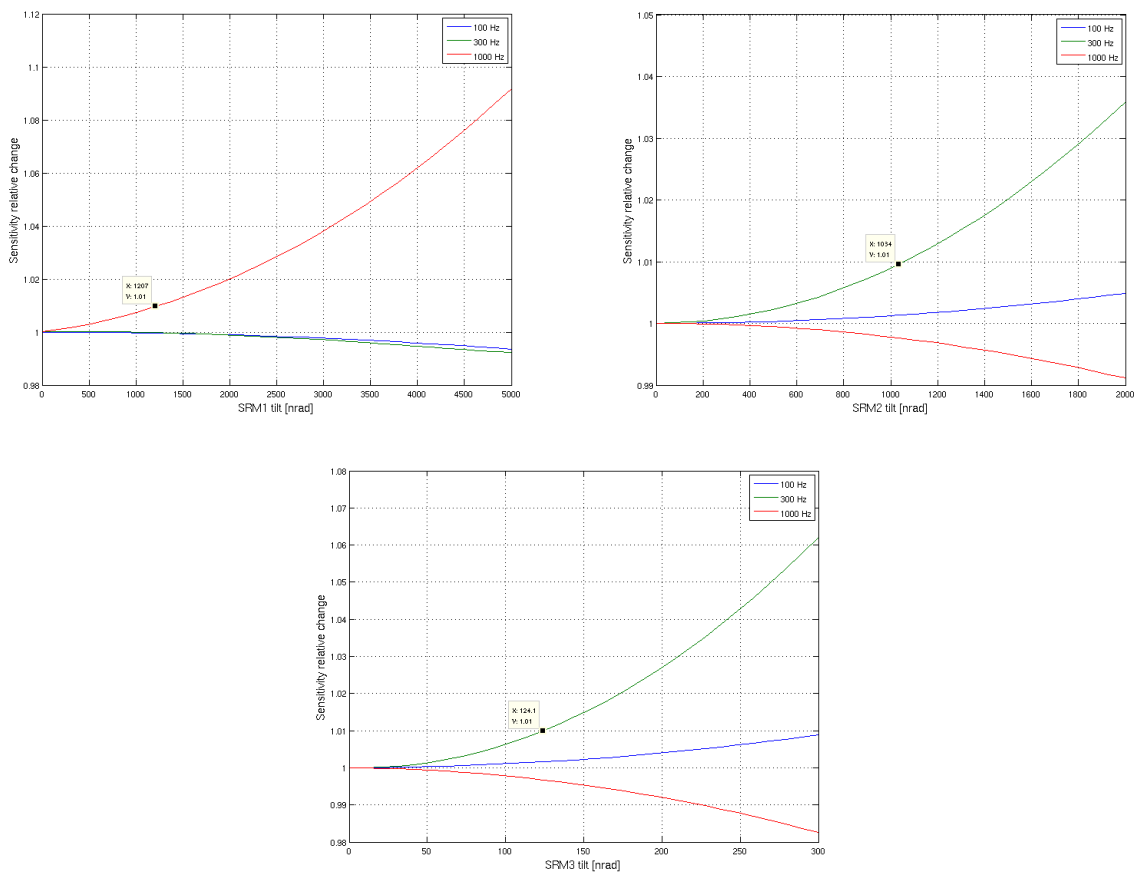


Figure 5: Shot-noise limited sensitivity change due to SRM mis-alignment in NDRC.

## References

- [1] G. Vajente, *Modal Interferometer Simulation*, VIR-0142A-10 (2010) [1](#)
- [2] G. Vajente, J. Marque, *Simulations of Advanced Virgo recycling cavities and thermal effects*, VIR-0148A-10 (2010) [1](#)
- [3] The Virgo Collaboration, *Advanced Virgo Baseline Design*, VIR-027A-09 (2009) [1](#)
- [4] J. Marque *AdV optical layout: Complete layout with RM3 mirrors off-centered in INJ/DET*, VIR-0229A-10 (2010)